



Golden Empire Drum & Bugle Corps
2024 Mellophone Audition Packet

Dear Applicant,

Congratulations on taking your first step towards being a part of the **Golden Empire Drum & Bugle Corps** from Bakersfield College! I'm **very excited** that you want to join the corps, and I hope your audition experience is one that is informative, challenging, and ultimately positive!

What this packet IS:

The following packet will provide you with some **preliminary info** and/or **exercises** that will help you prepare for the workshop/auditions that will take place soon. Some of these exercises will be used all season, and others may only be used as supplemental material. You should **become familiar with the material** but be ready for additional info.

What this packet is NOT:

This packet is **not a comprehensive collection** of the technique program you will be learning this season. We will supplement this with more **advanced exercises** and of course a wealth of **additional training** throughout the season. We don't expect you to be able to perform this material perfectly when you audition. Drum corps is all about **working hard** to be the best we can be...and that is an ongoing process.

Next steps:

- Fill out the interest form at geperformingarts.org/join if you haven't already.
- Review this packet and start to prepare for auditions.
- Check geperformingarts.org and our social media channels for updates.
- Be ready to learn, work hard, and have fun!

Thanks again for taking the first step towards a **challenging** and **rewarding** experience! I look forward to meeting you soon. If you have any questions at all please contact me personally at theasley@geperformingarts.org for more info.

Sincerely,



Tim Heasley
Director of Marching Arts Ensembles
Bakersfield College

Brass Staff Letter

Dear Brass Applicant,

Welcome! On behalf of the brass staff, I'd like to thank you for your interest in becoming a member of the Golden Empire hornline. This packet contains an introduction to our technique program as well as an outline of our rehearsal expectations and procedures.

Drum and bugle corps is a very challenging and incredibly rewarding experience. We want you to know that it is our priority to help you develop into a stronger musician, artist, and person during your time with us. There are many expectations and responsibilities that will be placed upon you as a member of the hornline. Your determination to meet those challenges will be the foundation of our success.

Please review all of the information in this packet and familiarize yourself with the technique program and warm-up exercises. We will be going over this information at our rehearsals to establish our uniform brass ensemble sound.

We will be communicating with all prospective members through the BAND app. If you still have questions after reviewing this packet please do not hesitate to ask.

We are honored to have the opportunity to work with you and we are excited to return to the field to begin our next adventure!

Sincerely,

Natalie M. Salvatierra
Brass Caption Head

Workshops

For 2024, our season will begin with a series of workshops designed to give you an overview of what it's like to be a member of Golden Empire. We will teach you about our approach to brass playing and take some time to get to know you. During these workshops, we will teach you the exercises that will be used in our audition process.

Please remember that in addition to your musical and visual skills, you are also being evaluated on your attitude, focus, self-discipline, and physical fitness.

Throughout the workshops, we will identify things you can work on and see

Auditions:

All applicants will need to complete an individual audition. You may meet this requirement by attending our workshops or by submitting a video.

Express interest. You'll need to be in our system before you submit your video. Fill out the [interest form](#) if you haven't already.

Record and upload your video to [YouTube](#). Be sure the video is not listed as "private".

Email a link to your video. Write "GE Video Audition - Your Name" in the subject and include a link to your video in the body of the email. Send the email to info@geperformingarts.org

If you are filming a video audition please make sure that the staff can see your full body and instrument.

Please begin with a short introduction including your:

- Name
- Previous experience (school, alternate instruments, dance, sports, etc.)
- An interesting fact about you

Perform the following exercises:

- Exercise #1: Articulation Series (Tempo=96)
- Exercise #2: F Remington (Tempo=96)
- 2 note lip slur with box drill. (Tempo = 132)

Instruments

Golden Empire uses Jupiter Quantum Mk II marching brass as well as XO Professional trumpets. Marching brass instruments must be used for the moving and playing portion of the audition.

Golden Empire

Trumpet / Mellophone Audition

Articulation Series

♩ = 96

Musical staff for Articulation Series, 4/4 time, starting at measure 1. The staff contains a series of eighth notes with various articulation marks: accents (>), accents with stems (>), accents with stems and beams (>), accents with stems and beams and slurs (>), and accents with stems and beams and slurs and slurs (^).

F Remington

♩ = 96

Musical staff for F Remington, 4/4 time, starting at measure 15. The staff contains a series of eighth notes with various articulation marks: accents (>), accents with stems (>), accents with stems and beams (>), accents with stems and beams and slurs (>), and accents with stems and beams and slurs and slurs (^).

Musical staff for F Remington, 4/4 time, starting at measure 27. The staff contains a series of eighth notes with various articulation marks: accents (>), accents with stems (>), accents with stems and beams (>), accents with stems and beams and slurs (>), and accents with stems and beams and slurs and slurs (^).

2 Note Lip Slur with Box Drill

♩ = 132

Musical staff for 2 Note Lip Slur with Box Drill, 4/4 time, starting at measure 37. The staff contains a series of eighth notes with various articulation marks: accents (>), accents with stems (>), accents with stems and beams (>), accents with stems and beams and slurs (>), and accents with stems and beams and slurs and slurs (^).

Musical staff for 2 Note Lip Slur with Box Drill, 4/4 time, starting at measure 47. The staff contains a series of eighth notes with various articulation marks: accents (>), accents with stems (>), accents with stems and beams (>), accents with stems and beams and slurs (>), and accents with stems and beams and slurs and slurs (^).

Rehearsal Materials

Golden Empire hornline members are responsible for having the following materials at **ALL** rehearsals:

- **This packet:** Please have this packet with you at all rehearsals.
- **Backpack:** All items should be carried in a sturdy backpack.
- **Three-ring binder:** This contains all music handouts in organized clear sheet protectors. Any information you could possibly need should be in this binder.
- **Water jug:** Each member is required to have a **RED** water jug no smaller than 1 gallon. These jugs must be present at all rehearsals.
- **Black Gloves:** These must be worn when handling a corps owned instrument. It is important that your gloves remain in good condition and are replaced as necessary.
- **Pencils:** Every member must have a pencil at all times. Notes should be taken at every rehearsal. **Write EVERYTHING down!**
- **Black towel:** The black towel is used to protect your instrument when placed on hard surfaces, especially when rehearsing outdoors.
- **Tuner/ Metronome:** Every person is required to have a tuner, metronome, or tuner- metronome combo. You may also use the Tonal Energy app on a cell phone.
- ****Breathing tube:** A ½ in. PVC ball valve. This will be used for breathing exercises. This item can be purchased at most hardware stores. Please clean this tube regularly with soap and warm water.
- ****Balloons:** 9-12 inch party balloons. Any color. You will need at least 10.

**Not needed for workshops

Rehearsal Attire

- **Clothing:** Clothing must allow for a full range of motion and engagement in athletic activity. Be prepared for physical training and/or movement at all rehearsals.
- **Hat:** This will be worn when rehearsing outdoors. Hats are required to provide sun protection for your head and face. Hats will be removed indoors.
- **Running Shoes / Cross trainers:** Movement will occur at all rehearsals and therefore athletic footwear is required at all times. Open-toed shoes are never acceptable.
- **Sunglasses:** Eye protection is highly recommended for outdoor rehearsals.
- **Sun protection:** We highly recommend using some form of sunscreen for your skin and specifically for your lips.

Mouthpieces

In order to achieve the most uniform section sounds, we have recommended specific mouthpieces for the brass team. You are **NOT** required to purchase a new mouthpiece to audition. The mouthpieces in **bold** are what we recommend for new brass musicians. Our baritones accept both large and small shank mouthpieces. Our euphoniums accept large shank mouthpieces only.

Trumpet: Hammond 5ML /**Bach 3C** or 4ML /Bach 1-1/2C

Mellophone: **Hammond 5mp** or **6mp**, **Yamaha 14f4**

Baritone: Hammond 12ML/ **Schilke 51**

Euphonium: Hammond 12XL / **Schilke 51D**

Tuba: Hammond 30XL / **Conn Helleberg**

Listening skills:

As a performer in the brass ensemble, you will have many listening responsibilities to ensure our collective success.

- Individual (listen to your own sound)
- Trio (listen to and blend with the people immediately around you)
- Section and Ensemble (Listen for balance, shape, style, blend, and timbre.)

Breathing:

Proper breathing is essential for the success of the brass ensemble. We incorporate breathing exercises and patterns into our daily routine. To maintain a consistent approach, we keep the following in mind at all times:

- Take a full breath whenever possible
- Air **NEVER** stops. It is always moving either in or out
- Exhale and release stale air as often as you can
- Air should be warm, dark, and relaxed.
- Air should fill the bottom quadrants first
- Breathe down and out and then fill up

Air Speed:

There is a difference in the speed of air based on the range that is being played. The speed of the air motivates the speed of the vibration that is created:

- Faster air for higher notes
- Slower air for lower notes

Air Volume:

While we always aim to support our sound with our air, there is a difference in the amount of air flowing into the horn when the player changes volumes:

- More air volume for louder dynamics / Less air volume for softer dynamics

Stagger Breathing:

Stagger breathing is a technique that is used to create a wall of consistent and balanced sound. The basic rules of stagger breathing are:

- When you breathe, take a full breath
- The breath must be in time
- When you breathe, leave a note out rather than playing a partial note value
- Sneak in and sneak out of the sound texture
- Never breathe on a barline
- Never breathe between phrases
- Do not breathe at the same time as the other members of your trio
- If you have assigned breathing counts, you **must** use them

Releases:

The mechanism to release a note is initiated by reversing the direction of the air. A clear and resonant ensemble release can be achieved through the simple act of breathing together.

- Breathe in through the corners of the embouchure to release
- Maintain your air speed all the way to the breath
- **Stay relaxed!** Avoid tension in the embouchure or throat

Rehearsal movement and posture:

- Maintain a lifted posture and hold your horn correctly whenever you play
- To perform a step out, take two steps in any direction and then two steps back to the original position and mark time.
- Marking time is an active process. Always prioritize the timing of your feet
- Perform all body movement/horn manuals
- Again, you will be expected to **hold your instrument correctly at all times.** This may require a certain amount of physical conditioning which should occur on your own time.

Always look great. Always sound great.

Articulation: It is vital that we all commit to a uniform method of articulation. This definition must remain the same even while volume, tempo, or range are pushed to extremes.

- Proper air support must be present in order to clearly articulate a note
- Start every note with a “**dAH**” sound
- Strike at the point where the gums meet the upper front teeth

Articulation / Style Chart



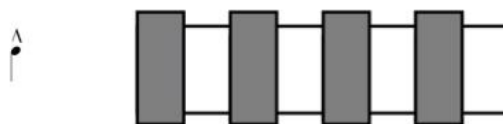
Tenuto (connected) - There is no decay and the notes touch.
“Full duration, full tone.”



Staccato (detached) - There is no decay and the tone length is 1/2 the value of the note.
“Equal tone, equal space”.



Accented (emphasis) - The beginning of the note is slightly louder, there is a slight decay, and the notes touch. “**Dah**”



Marcato (rooftop accent) - The beginning of the note is slightly louder, there is no decay, and the tone length is 1/2 the value of the note.
“ Louder tone, equal space”.

Health and Fitness:

This activity is physically demanding.

You should be making every effort to be as physically prepared and healthy as possible. We encourage you to evaluate your habits including your diet and physical conditioning program to make sure you are setting yourself up for the highest levels of success.

Injury prevention begins with an excellent off-season conditioning program. You will need to increase your cardiovascular endurance, flexibility, and total body strength. Don't wait. Start Now. Keep a record of what you do and monitor your progress. You will be expected to perform at a high level as both a musician and an athlete. Train accordingly.

Assignments between camps:

Once you receive a contract, you will be expected to complete weekly check-in assignments on the BAND app. These assignments will include videos of various exercises or responding to questions that will help you get to know the other members of the section.

Other considerations:

- We want you to be successful and have an amazing drum corps experience. Every task, assignment, definition, or correction that you are given is meant to help achieve that goal.
- Be a good teammate.
- Be tolerant of others and strict with yourself. Focus on holding yourself to the highest possible standard at all times.
- Be prepared. Know what you are required to have, know, and do before every rehearsal.
- Respond to feedback and do your best to immediately implement any required adjustments or corrections.
- Have a great time! Drum corps is a life-changing experience. We will work hard, learn a lot, and have fun doing it.

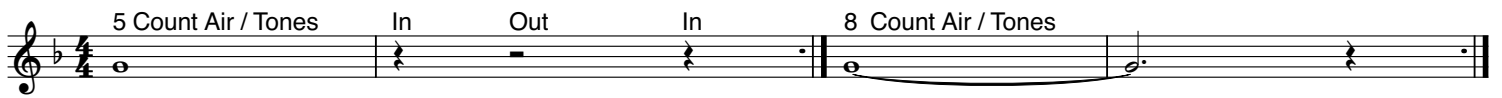
Mellophone

Golden Empire

2024 Brass Technique Packet

All exercises go down 3 half steps and back up

5 Count Air / Tones In Out In 8 Count Air / Tones



9 Count Air / Tones 13 Count Air / Tones 17 Count Air / Tones




2 Note Lip Slur 3 Note Lip Slur 4 Note Lip Slur




Quarters Low Eighths Low



Quarters High Eighths High




Zorro



Octave Slur



Velocity Lip Slur



8 Staccato Eighth Notes

6

A musical staff in 4/4 time with a key signature of one flat. It contains eight staccato eighth notes, grouped into two sets of four. The notes are: G2, A2, B2, C3 (first group); D3, E3, F3, G3 (second group). The staff ends with a double bar line and repeat dots.

Double Tongue 1

A musical staff in 4/4 time with a key signature of one flat. It features a sequence of double-tongued eighth notes: G2, A2, B2, C3, D3, E3, F3, G3. The staff ends with a double bar line and repeat dots.

Double Tongue 2

A musical staff in 4/4 time with a key signature of one flat. It features a sequence of double-tongued eighth notes: G2, A2, B2, C3, D3, E3, F3, G3. The staff ends with a double bar line and repeat dots.

Triple Tongue 1

A musical staff in 4/4 time with a key signature of one flat. It features triplets of eighth notes: G2, A2, B2, C3, D3, E3, F3, G3. The staff ends with a double bar line and repeat dots.

F Remington

A musical staff in 4/4 time with a key signature of one flat. It features a sequence of eighth notes with slurs: F#2, G2, A2, B2, C3, D3, E3, F3, G3. The staff ends with a double bar line and repeat dots.

Bb Remington

A musical staff in 4/4 time with a key signature of one flat. It features a sequence of eighth notes with slurs: Bb2, C3, D3, E3, F3, G3, A3, Bb3. The staff ends with a double bar line and repeat dots.

Stagger Breathing

A musical staff in 4/4 time with a key signature of one flat. It features a sequence of notes with dynamic markings: *f* (quarter), *p* (quarter), *p* (half), *f* (half). The staff ends with a double bar line and repeat dots.

Articulation Series

A musical staff in 4/4 time with a key signature of one flat. It features a sequence of eighth notes with various articulation marks: accents (>), slurs, and accents (^). The staff ends with a double bar line and repeat dots.

Tuning sequence

A musical staff in 4/4 time with a key signature of one flat. It features a sequence of notes with slurs: G2, A2, B2, C3, D3, E3, F3, G3. The staff ends with a double bar line and repeat dots.